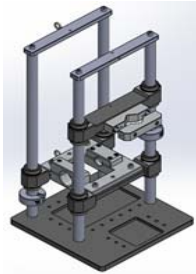

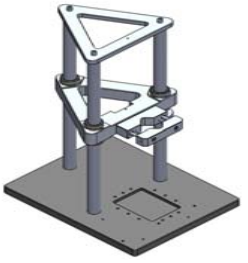


## Appendix I: Reference Chart

Model	Calibration jig	Screwdriver fixture	Thread protective sleeve	Joint test base	Rundown joint	Calibration torque value	n-generic
CGS10	1-1 or 1-2	2-1	3-1	4-1	5-6	0.05/0.8/1N.m	1N.m
					5-1	1N.m	1N.m
CGS30	1-1 or 1-2	2-1	3-1	4-1	5-1	0.5N.m	1N.m
					5-2	2.4/3N.m	5N.m
CG30	1-1 or 1-2	2-1	3-2	4-1	5-1	0.6N.m	1N.m
					5-2	1.2N.m	5N.m
					5-1	1.8/2.4/3N.m	5N.m
					5-2	1.8/2.4/3N.m	5N.m
CG50	1-1 or 1-2	2-1	3-2	4-1	5-1	1N.m	1N.m
					5-2	2N.m	5N.m
					5-3	3/4N.m	5N.m
CG70	1-1 or 1-2	2-1	3-2	4-1	5-1	5N.m	5N.m
					5-2	1.4N.m	5N.m
					5-3	2.8/4.2N.m	5N.m
CG120	1-1 or 1-2	2-2	N/A	4-1	5-1	5.6/7N.m	10N.m
					5-2	1.5/1.7/2N.m	5N.m
					5-3	2.4/4.8N.m	5N.m
CG180	1-1 or 1-2	2-2	N/A	4-1	5-4	7.2/9.6N.m	10N.m
					5-5	12N.m	20N.m
				4-2	5-2	3N.m	5N.m
				4-3	5-3	3.6N.m	5N.m
CG250	1-3	N/A	N/A	4-1	5-4	10.8/14.4N.m	20N.m
					5-5	18N.m	20N.m
					5-3	4/5N.m	5N.m
				4-2	5-3	6.25/10N.m	10N.m
				4-3	5-4	15N.m	20N.m
				4-3	5-5	20/25N.m	50N.m



1-2




1-3

Model	Calibration jig	Screwdriver fixture	Thread protective sleeve	Joint test base	Rundown joint	Calibration torque value	n-gineric
LCG30	1-2	N/A	N/A	4-1	5-1	0.5/0.6N.m	1N.m
					5-2	1.2/1.8/2.4/3N.m	5N.m
LCG50	1-2	N/A	N/A	4-1	5-1	0.83/1N.m	1N.m
					5-2	2/3/4/5N.m	5N.m
LCG70	1-2	N/A	N/A	4-1	5-2	1.16/1.4/2.8/4.2N.m	5N.m
					5-3	5.6/7N.m	10N.m

## Appendix II: n-gineric Rotating Sensors

Kindly purchase below items from your country.

Brand	Model	Torque	Photo
<a href="https://www.n-gineric.com/en/torque-measuring-systems/rotierende-drehmoment-drehwinkelsensoren/">https://www.n-gineric.com/en/torque-measuring-systems/rotierende-drehmoment-drehwinkelsensoren/</a>			
<i>n-gineric</i>	<i>ng-TTR100-xi</i>	<i>1 N.m</i>	
<i>n-gineric</i>	<i>ng-TTR500-xi</i>	<i>5 N.m</i>	
<i>n-gineric</i>	<i>ng-TTR1000-xi</i>	<i>10 N.m</i>	
<i>n-gineric</i>	<i>ng-TTR2000-xi</i>	<i>20 N.m</i>	
<i>n-gineric</i>	<i>ng-TTR5000-qi</i>	<i>50 N.m</i>	